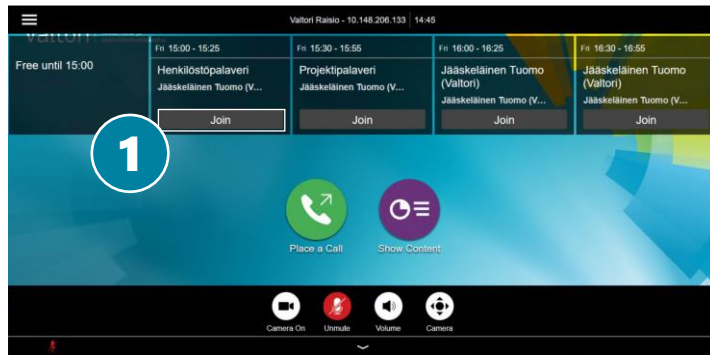


Poly RP Touch Panel

Press the touch panel to wake the system from sleep mode

Touch panel - default state.
The call is not in progress



1. Join the meeting

- From the calendar view, press the **Join button** to join the meeting

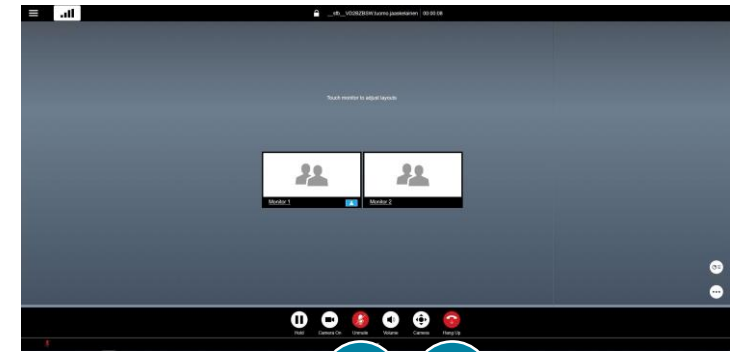
2. Mute the microphone when you are not talking

- The microphones are sensitive, this way you avoid disturbing sounds during the conference

3. Disconnect when the meeting ends

- Press **Hang Up** button to end the call

Touch panel – call in progress
Call control view

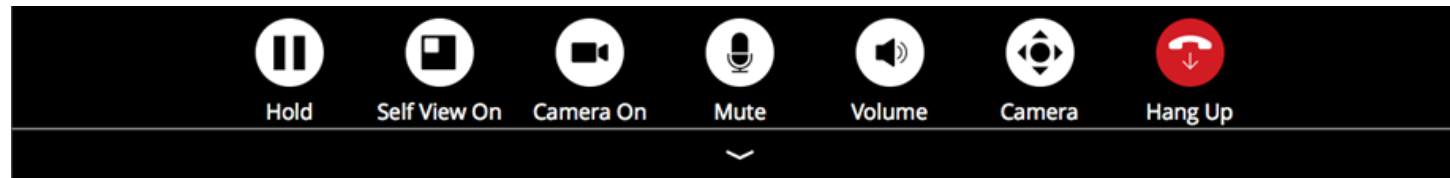


For support services, please contact to Lobby Services or your own organization's End user support.

Valtori

Poly RP Touch Panel

During the call, the **call control functions** are displayed on the touch panel



Hold - put a call in progress on hold/resume

Self View On/Off

Camera On/Off

Mute – Microphone on/off

Volume – Control volume

Camera – Control camera position and zoom in/out

Hang Up – End a call in progress. Always remember end a call.



M. Content sharing

- **Connect HDMI** cable to share a content
- **Disconnect HDMI cable** to end sharing

For support services, please contact to Lobby Services or your own organization's End user support.

Valtori